



Cold
Spring
Harbor
Laboratory

Advanced Sequencing Technologies & Applications

<http://meetings.cshl.edu/courses.html>

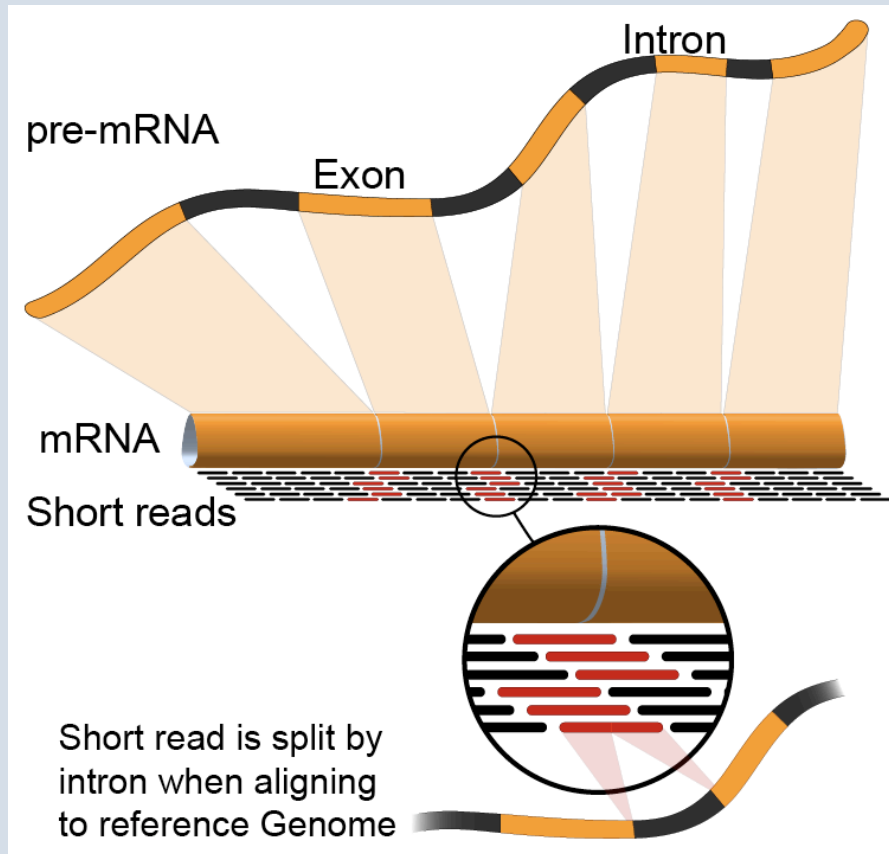


Cold
Spring
Harbor
Laboratory

RNA-Seq Module 2 Alignment and Visualization (tutorial)

Kelsy Cotto, Obi Griffith, Malachi Griffith,
Alex Wagner, Jason Walker

Advanced Sequencing Technologies & Applications
November 6- 18, 2018



Learning Objectives of Tutorial

- Run HISAT2 with parameters suitable for gene expression analysis
- Use samtools to demonstrate the features of the SAM/BAM format and basic manipulation of these alignment files (view, sort, index, filter)
- Use IGV to visualize RNA-seq alignments, view a variant position, etc.
- Determine BAM-read counts at a variant position
- Use samtools flagstat, samstat, FastQC to assess quality of alignments

2-i. Adaptor trim

- Use Flexbar to trim sequence adapter from the read FASTQ files
 - The output of this step will be trimmed FASTQ files for each data set.
- Compare the FastQC reports for fastq files before and after trimming
- <http://sourceforge.net/projects/flexbar/>

2-ii. Align reads with HISAT2

- Align all reads in the 6 libraries of the test data
 - 6 libraries with two files each (one for each read1 and read2 of the paired-end reads)
- Use HISAT2 for the alignment
 - Supply the bowtie indexed genome obtained in section 1-iv
 - The ‘-dta’ option tells HISAT2 to report alignments tailored for transcript assemblers
- Since there are 6 libraries in the test data set, 6 alignment commands are run
- On a test system, each of these alignments took ~4 seconds using 8 CPUs
- Each alignment job outputs a SAM/BAM file
 - <http://samtools.sourceforge.net/SAM1.pdf>

2-iii. Post-alignment visualization

- Create indexed versions of bam files
 - These are needed by IGV for efficient loading of alignments
- Visualize spliced alignments
 - Identify exon-exon junction supporting reads
 - Identify differentially expressed genes
- Try to find variant positions

- Create a pileup from bam file
- Determine read counts at a specific position

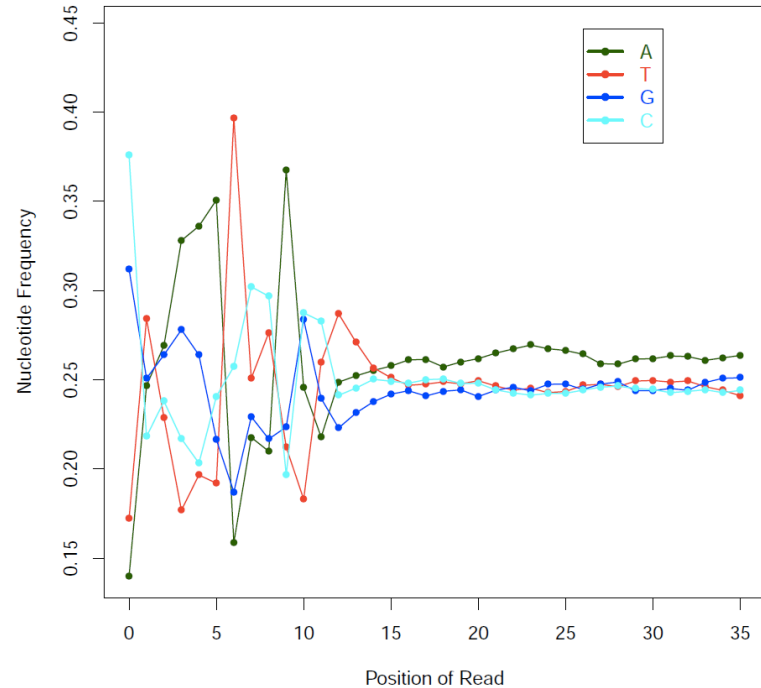
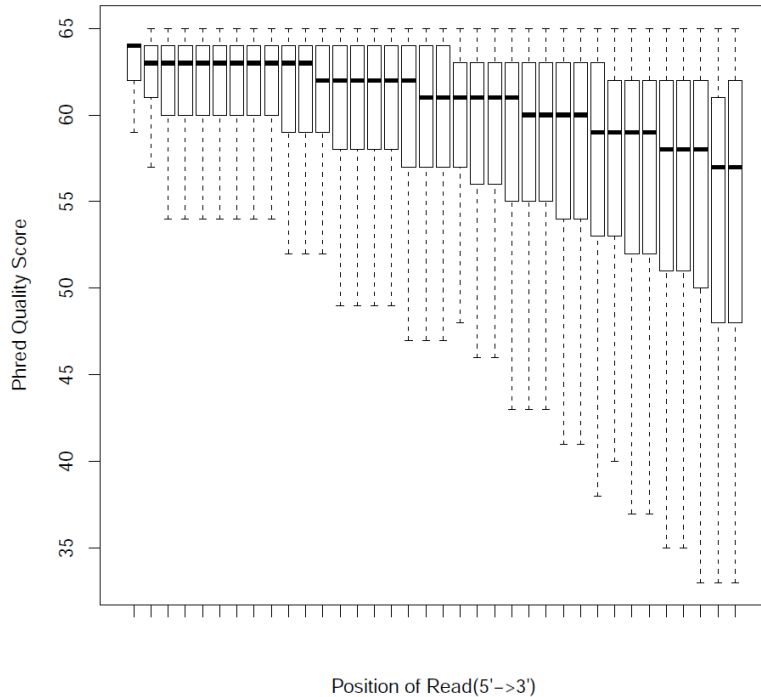
2-iii. Post-alignment visualization (IGV)



2-iv. Post-alignment QC

- Use 'samtools view' to see the format of a SAM/BAM alignment file
 - Use 'FLAGS' to filter out certain kinds of alignments
- Use 'samtools flagstat' to get a basic summary of an alignment
- Use FastQC to perform basic QC of your alignments
- Optional: explore RSeQC for alignment QC

2-iv. Post-alignment QC (RSeQC)



We are on a Coffee Break &
Networking Session